




DIMENSIONS

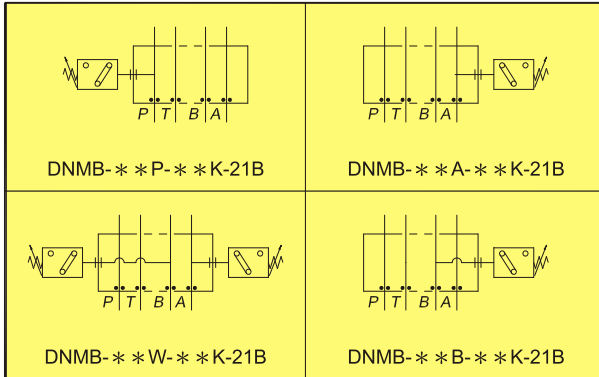
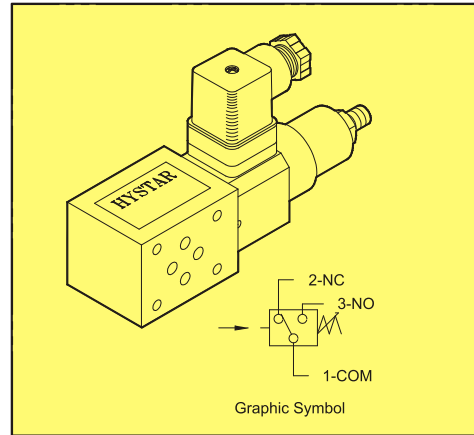
MILLIMETERS(INCHES)

DNMB Series Pressure Switches

Ordering Code

DNMB - 01 P - 150K - 21B

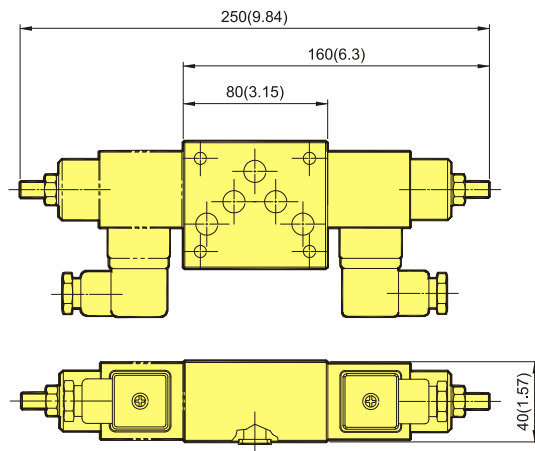
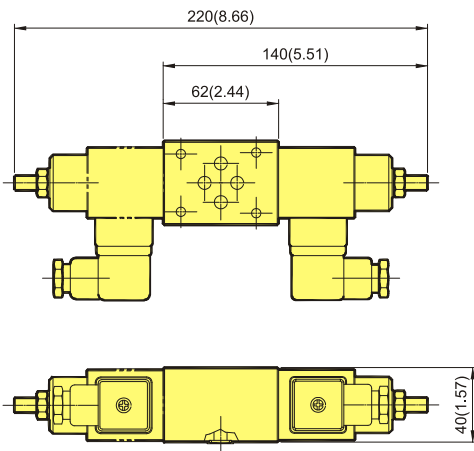
- ① Series
DNMB-Sandwich type
 - ② For use with solenoid valves
01-ISO 03/CETOP 3/NFPA D03.
03-ISO 05/CETOP 5/NFPA D05.
 - ③ Pressure transforms line
- 



④ Pressure Adj. Range

Model	Pres Adj. Range bar	Surge Pres. bar
040K	6~ 40	200
070K	8~ 70	200
150K	15~150	350
250K	40~250	350

- ⑤ Design Number
21B:With DIN 912 bolts.
21B90:With UNC [North American] bolts.



Model	Weight
DNMB-01P(A,B)	0.55 kgs
DNMB-01W	0.8 kgs



For use with ISO 03/CETOP 3/NFPA D03 standard Solenoid Valves.

Model	Weight
DNMB-03P(A,B)	3.1 kgs
DNMB-03W	4.1 kgs



For use with ISO 05/CETOP 5/NFPA D05 standard Solenoid Valves.